



WALL MOUNT GAS  
CONDENSING BOILER

# WM97+

**AquaLogic**<sup>®</sup>

**MATCH WITH THE WM97+  
COMPANION WATER HEATER**

for space saving endless hot water





# The perfect combination of design, style and efficiency

## Among the Highest AFUE rated residential boilers

- Exceeds ENERGY STAR® requirements
- At 95% efficiency, eligible for tax credits and rebates\*
- Lower emission levels than most boilers

## Save time and hundreds of dollars on installation with an array of built-in features

- Internal selectable primary/secondary piping with system circulator
- Built-in expansion tank\*\*, low water cutoff, and indirect-fired water heater connections
- Three thermostat inputs and circulators outputs with selectable priority eliminates need and costs of zone or priority control relays
- Easy, worry free installation, we did the work, so you won't have to

## Easy-to-use control with LCD screen

- Large display screen makes system set up and navigation simple
- Simple button navigation and menu layout
- Customizable settings for central heat and domestic hot water modes

## Designed for easy maintenance and service of common parts

- Smart component layout design for fast and easy service of the gas valve, blower, heat exchanger, and control module
- Our boiler control module can adjust the speed of the circulator so a common single speed circulator can be used for a quick replacement


\*Check your local area for details and current rebate amounts

\*\*70 and 110 size only

## Heating perfection and long-term protection

- Every boiler is hydrostatically tested to ASME standards and test fired
- Backed by Weil-McLain quality and a warranty that provides peace of mind
- Unrivaled technical and field sales support
- From North America's leading boiler manufacturer with over 135 years of proud history





## CONNECTIONS/COMPONENTS:

Designed to optimize operation resulting in significant fuel savings.


1. Service Switch
2. Ignition Electrode / Flame Sensor
3. Venturi
4. Blower
5. Air Inlet Silencer
6. Stainless Steel Heat Exchanger
7. DHW Tank Piping Connections
8. Water Connections for System Heating
9. Low Water Cutoff
10. Primary/Secondary Shut-Off Valve
11. Gas Valve with Flex Piping
12. Expansion Tank\*
13. Boiler Circulator
14. Gas Pipe Connection
15. Condensate Connection

*\*70-110 models only*

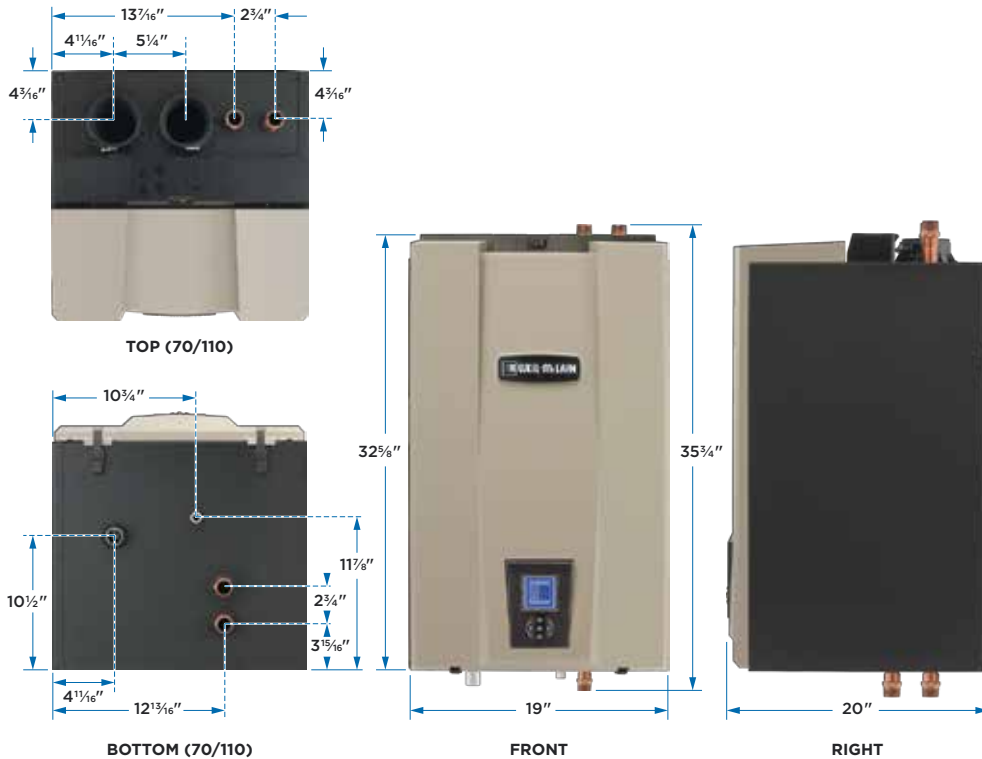


### Durable stainless steel fire tube heat exchanger

- High-grade stainless steel design with low pressure drop
- Dimple tube design achieves high efficiencies
- Corrosion resistant polypropylene condensate collection base



## DIMENSIONS



Model	Supply Tapping (In.)	Return Tapping (In.)	Gas Connection Size (In.)	Minimum Recommended Pipe Size (In.)	Approx. Shipping Weight (Lbs.)
WM97+ 70 CT	1	1	1/2	1	136
WM97+ 110 CT	1	1	1/2	1	136
WM97+ 155 CT	1 1/4	1 1/4	1/2	1 1/4	162

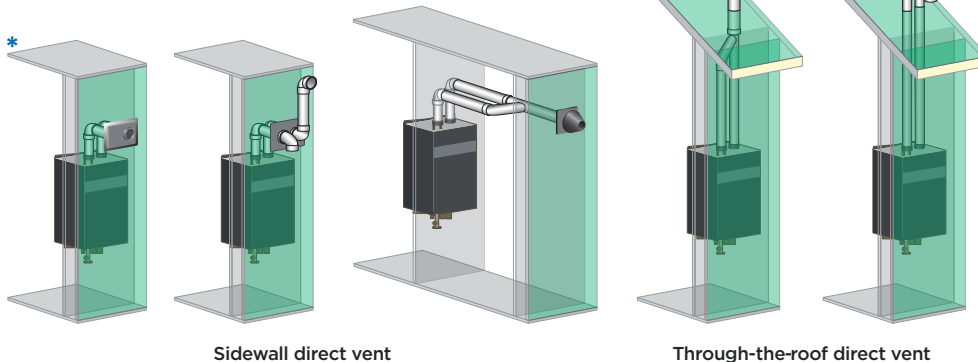
## SPECIFICATIONS

Model <sup>1</sup>	Input MBH		DOE Heating Capacity MBH	DOE Seasonal Efficiency AFUE%	Vent Diameter (In.)	Vent Material	Boiler Water Content (Gal.)
	Max	Min					
WM97+ 70 CT	70	14	65	95.2	3	PVC, CPVC, PP, SS	2.8
WM97+ 110 CT	110	22	101	95.0	3	PVC, CPVC, PP, SS	2.8
WM97+ 155 CT	155	28	143	95.1	3	PVC, CPVC, PP <sup>2</sup> , SS	3.4

<sup>1</sup>Natural gas field convertible to LP as standard equipment

<sup>2</sup>Requires Centrotherm SS concentric termination

## MULTIPLE VENTING OPTIONS



\*70 and 155 only

In the interest of continual improvements in product and performance, Weil-McLain reserves the right to change specifications without notice.



## STANDARD EQUIPMENT:

### BOILER

- Stainless steel heat exchanger
- 30 PSI ASME relief valve
- Drain valve
- Stainless steel burner with woven steel fiber mesh
- Direct spark ignition
- Variable speed blower assembly
- Venturi mixing system with air silencer
- Negative pressure regulated gas valve
- 50 VA transformer
- Dual scale temperature & pressure gauge
- Outlet water temperature sensor
- Inlet water temperature sensor
- Flue gas temperature sensor
- Outdoor temperature sensor
- Built in primary/secondary piping option
- Built in expansion tank<sup>3</sup>
- Indirect-fired water heater connections

### CONTROL MODULE

- 3.5" LCD display
- Three-zone circulator control with optional domestic hot water priority
- Pre-wired terminal blocks
- Alarm control functionality
- Ignition control
- High limit & modulating temperature control
- Outdoor reset

### INTERNAL BOILER CIRCULATOR<sup>4</sup>

1" flanges Taco 007 (70)

1" flanges Taco 0015 (110)

1" rotated flanges Taco 0015 (155)

Complete Jacket Assembly with:

- Fully removable jacket front
- Mounting bracket
- On/off power switch
- Condensate trap
- Propane conversion orifice

### ADDITIONAL EQUIPMENT

- Concentric vent kit
- Condensate neutralizer kit
- Aqua Logic indirect-fired water heater
- Water treatment - inhibitor & test kit

<sup>3</sup>70-110 models only

<sup>4</sup>Circulator supplied with boiler cannot be removed and cannot be used as a zone circulator in multiple zone systems